



INSTITUTO IGARAPÉ  
a think and do tank

# Homicide Monitor

Exploring the distribution, dimensions and dynamics of intentional homicide around the world.

HOMICIDES PER 100,000 POPULATION

NO DATA 0 - 3.13 5.25 12.5 25.0 50 100 100 +

🔍 Brazil

## Brazil

DATA SOURCE ⓘ

YEAR

Mapa da Violencia  
2014

2012

HOMICIDE RATE EVOLUTION



HOMICIDE  
COUNT ⓘ

56,337

RATE PER 100,000  
INHABITANTS ⓘ

29

POPULATION

194,265,517

VICTIM GENDER

MORE

Male: 92%

VICTIM AGE

MORE

15-29: 54%

States 📄

Cities 📄

Download Data 📄

View sub-national data


Brazil 2012

HOMICIDE  
COUNT

56,337

RATE PER 100,000  
INHABITANTS

29



About

Dispatches

Methods & Sources


FAQ

Killer Facts




Quantos homicídios  
ocorrem anualmente?

Foram cerca de  
437.000 em 2012




Somos os campeões  
mundiais em homicídios  
no mundo.

No Brasil, foram  
56.000 mortos.



# Quantos homicídios ocorrem anualmente?

A média mundial corresponde  
a 6,2 assassinatos por  
100.000

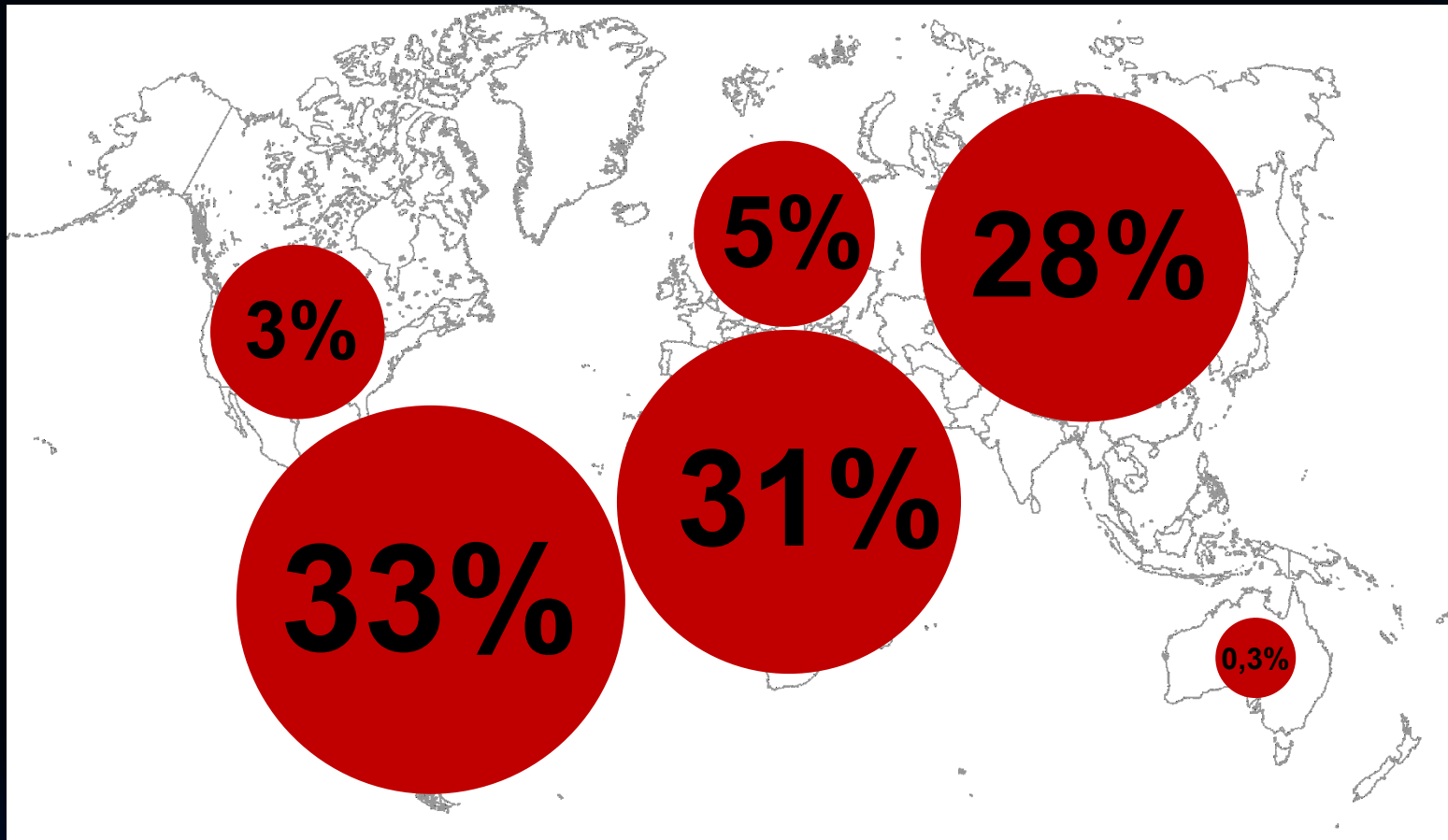


**A média do Brasil é 5  
vezes maior do que a  
mundial**

**São 29 assassinatos para  
cada 100 mil habitantes**




# Onde se concentram os homicídios?



# Qual o perfil das vítimas?



21%




79%



# E no Brasil?



8%



92%

# Como as pessoas estão sendo assassinadas?

**41%** por armas de fogo

[katerina.oskarsson@gmail.com](mailto:katerina.oskarsson@gmail.com)

**Na América Latina  
e no Caribe**

**66%**

# E no Brasil?

# 71% por armas de fogo

[katerina.oskarsson@gmail.com](mailto:katerina.oskarsson@gmail.com)

# Somos os campeões mundiais

# FOCO EM HOT SPOTS – ESPECIALMENTE CIDADES



**130 cidades**  
**Latino-americanas e**  
**caribenhas**  
registram superiores a  
**25 por 100.000**

# FOCO EM HOT SPOTS – ESPECIALMENTE CIDADES




**22 das 50 cidades com a maior taxa de homicídio do mundo se encontram aqui.**

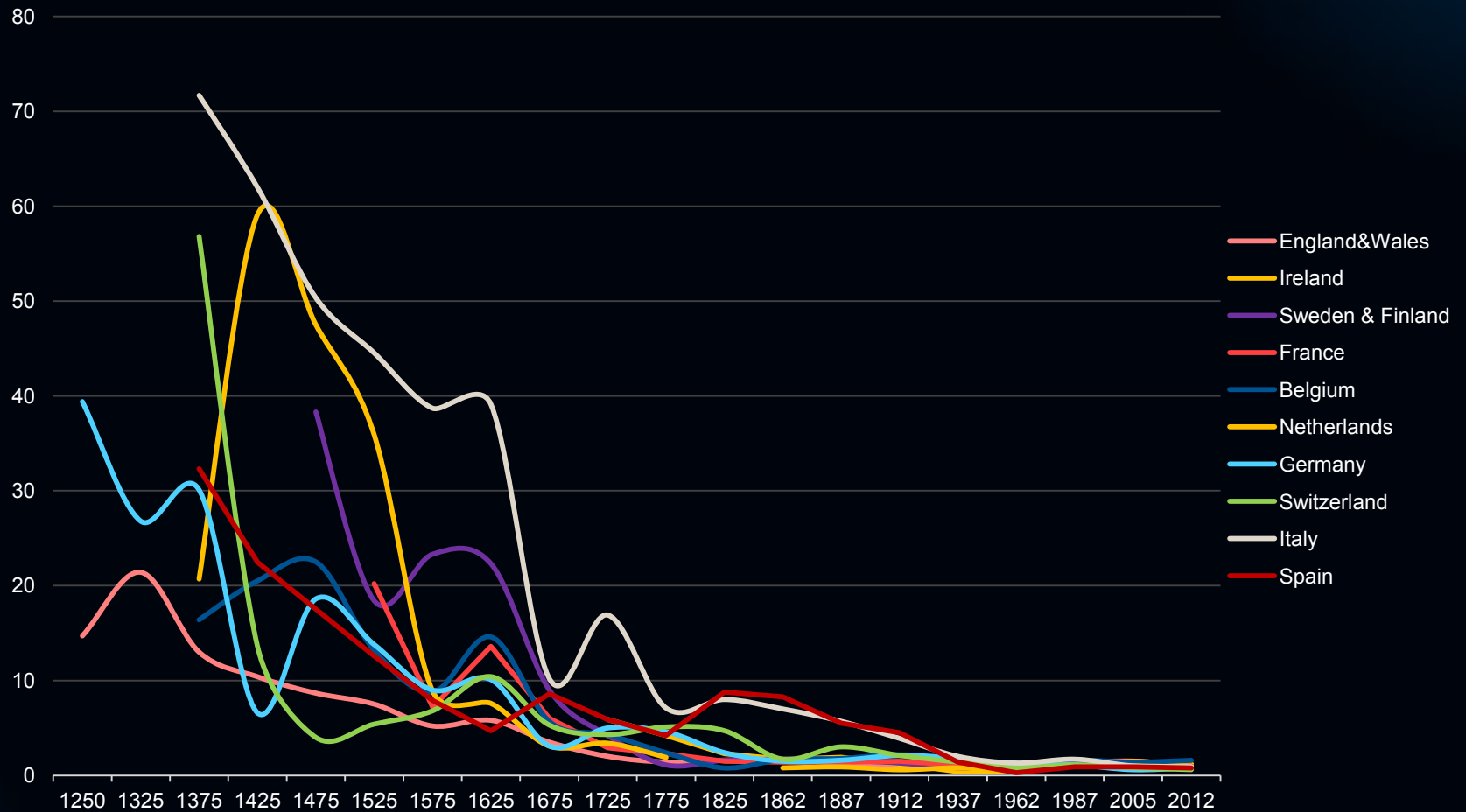
# FOCO EM PESSOAS – GRUPOS DE RISCO



Quase a metade  
das vítimas têm  
**entre 15 e 29 anos**

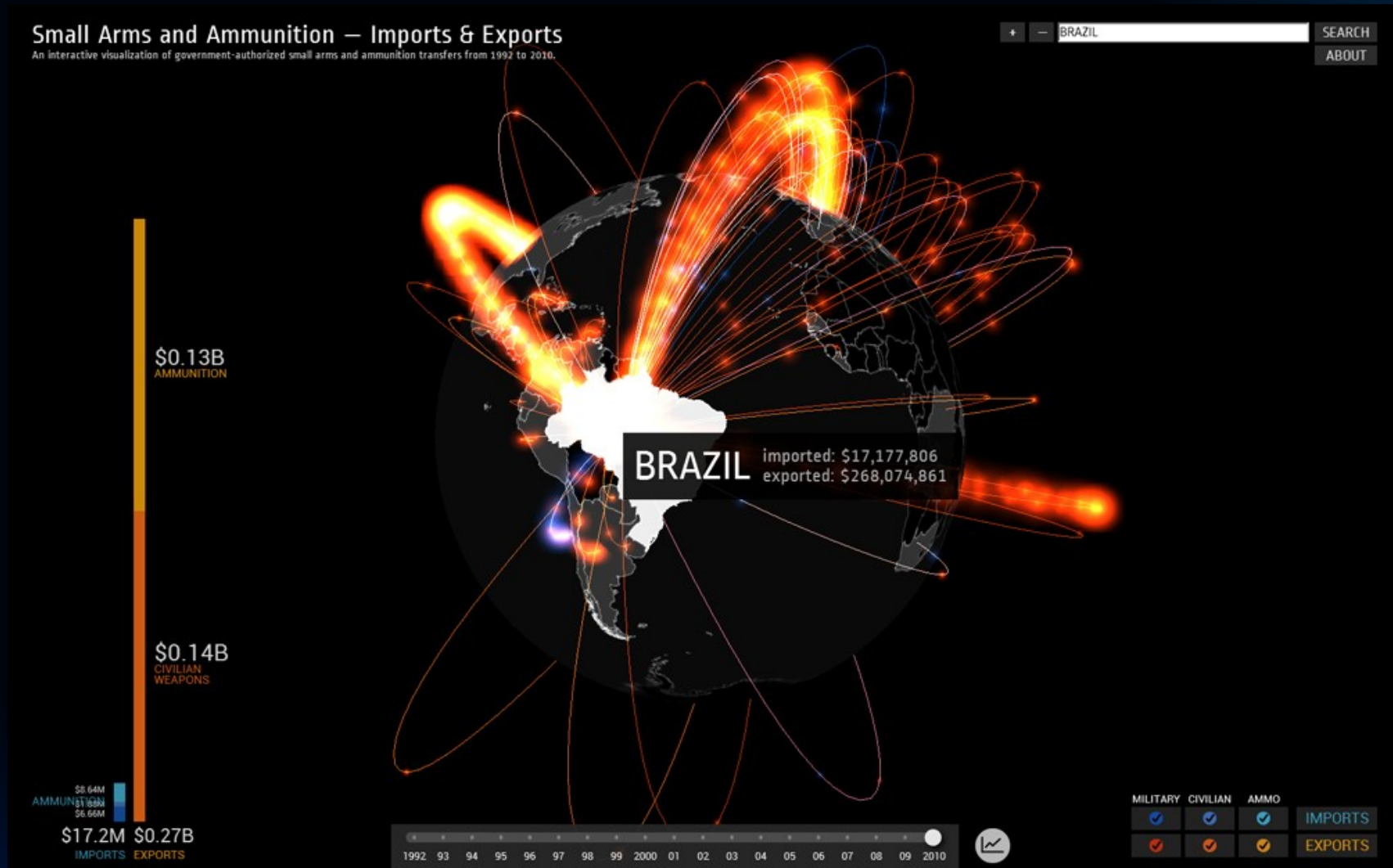


# Homicídios na Europa desde idade média





# DISPONIBILIZAR DADOS: Mapeamento de Armas



<http://nisatapps.prio.org/armsglobe/>

# DISPONIBILIZAR DADOS: OBSERVATÓRIO DE HOMICÍDIOS

## Homicide Monitor

Exploring the distribution, dimensions and dynamics of intentional homicide around the world.

HOMICIDES PER 100,000 POPULATION

NO DATA 0-3.13 5.25 12.5 25.0 50 100 100+

Homicides around the World

### Homicides around the World

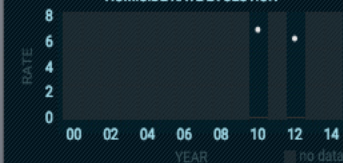
DATA SOURCE ⓘ

YEAR

UNODC Global Study  
on Homicide 2013

2012

#### HOMICIDE RATE EVOLUTION



HOMICIDE  
COUNT ⓘ

437,000

RATE PER 100,000  
INHABITANTS ⓘ

6.2

POPULATION

7,048,387,097

WEAPON ⓘ

MORE

Other: 59%

VICTIM GENDER ⓘ

MORE

Male: 78%

Countries ⓘ

Download Data ⓘ

About

Dispatches

Methods & Sources

FAQ

Killer Facts



[homicide.igarape.org.br](http://homicide.igarape.org.br)

INSTITUTO IGARAPE  
DE POLÍTICAS PÚBLICAS

# Observatório de Homicídios

[homicide.igarape.org.br](http://homicide.igarape.org.br)

## Mapeamento de armas

[http://nisatapps.prio.org/armsglobe/index.p  
hp](http://nisatapps.prio.org/armsglobe/index.php)